

Touch-Type Graphic Recorder

GR200 Graphic Recorder

High durability

Stylish design

High reliability and performance

3 different languages available

Remote monitoring by smart phone



GR200 Touch-Type Graphic Recorder

Features

- **High-definition screen**
5.7" 640x480 TFT-LCD
- **Multi input type**
2 kinds of RTD, 12 kinds of thermocouple, 4 kinds of DC voltage
- **Trend view function**
Users can input special event messages on the graphs
- **Supply big capacity memory**
SD and SDHC memory card available
- **422/485 communication function (Modbus, PC Link)**
Supply communication program for free
- **3 different languages**
Korean, English, Chinese
- **Ability to save data and back up parameter through SD Card**
- **Remote monitoring by smart phone**



Remote monitoring by smart phone

- When connecting to ethernet converter, HMCE-103, remote monitoring service with Smartphone Apps is available
- When alarm rings at GR200, you can know it in real time through Smartphone's alarm facility (In-Study)



Ethernet Converter HMCE-103

Various display screens



Text view



Trend view



Bar graph view

Temperature & humidity chamber

Food sterilizer

GRAPHIC RECORDER USING THE TOUCH PANEL



Menu screen icon

- Selection of trend view, text view, bar graph view
Operating screen
- Checking the saved graph or copying the internal memory of data to SD Card
Check the save log
- Set up the operation parameter
Function configuration
- Set up a present time or start / close time for reservation
Date / reservation configuration
- Set up arithmetic function for input parameter
Channel configuration
- Set up alarm or contact input (D.I) parameter
Warning and DI
- Display & save the event record and display the output status in real time
History management
- Set up language in use, password and communication etc
System configuration

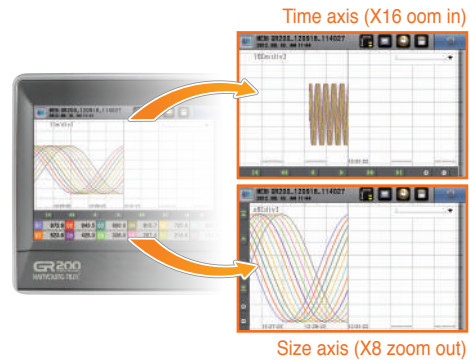
History report

Save event or error history.
Present output status can be checked in the screen



Graphic viewer

User can check data in the internal memory or SD card.
Saved data can be zoom in or zoom out based on time axis or size axis



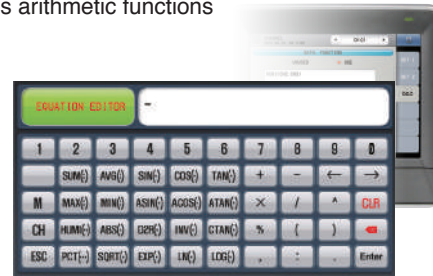
Trend view function

Display special event messages on the graphs



Arithmetic function

Various arithmetic functions



Consumer Logo

Possible to change the display of logo what consumers want

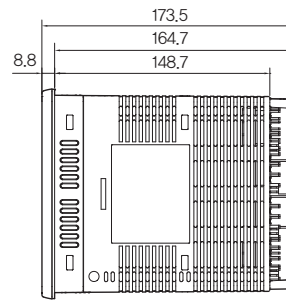
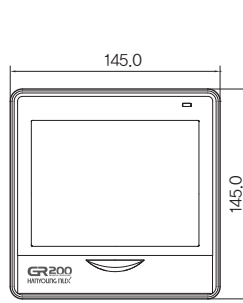


Suffix code

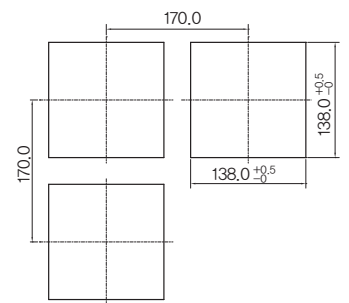
Model	Code	Description
GR200 -	□ □ □	GR200 Graphic recorder
Input channel	2	2 channels
	4	4 channels
	8	8 channels
	12	12 channels
Input / Output (DI / DO)	N	None
	1	D.I 2 + Relay 6
	2	D.I 4 + Relay 12
Communication	0	RS 422/485
	1	ETHERNET (On development)

Dimension & panel cutout

▶ Dimension (Unit : mm)



▶ Panel cutout (Unit : mm)



Specification

General specification	Power supply voltage	100 - 240 V AC (voltage fluctuation : ±10 %)	Save function	Internal memory	Non-volatile flash memory (80 MB) : In case of 1 second of record cycle, It saves data for 15 days
	Power frequency	50 - 60 Hz		External memory	SD card (2GB) : In case of 1 second of record cycle, it saves data for 1 year. (Support SDHC)
	Power consumption	max 22 VA		File type	FAT 16/32 (SD card)
	Dimension (mm)	144 (W) × 144 (H) × 173.5 (D)		Record cycle	1, 2, 5, 10, 20, 30, 60, 120 sec
	Weight	Approx. 1.3 kg		LIST	Display important event messages in the trend view
Input	Channel	2 Channels, 4 channels, 8 Channels, 12 Channels	Display	Indicator	TFT color LCD (115.2 mm × 86.4 mm, 640 × 480 pixel) LED Backlight
	Input type	RTD 2 type (Pt-100, KPt-100), Thermocouple 12 type (K, J, E, T, R, B, S, L, N, U, Wre 5-26, PL-II) DC voltage 4 type (-10 - 20 mV, 0 - 100 mV, 1 - 5V, 0 - 30 V)		Language	Korean, English, Chinese
	Sampling time	250 ms		Screen setting	Trend view, Text view
	RTD measuring current	Approx 0.21 mA		Save history view	Check saved data and Provide zoom in & zoom out function
	Accuracy	±0.15 % of F.S, ±1 digit (Except RJC temperature error)	D.I. (Option)	External direct input (DI)	2 contacts, 4 contacts
	RJC temperature error	±2.0 °C (0 ~ 50 °C)		Input type	Non-voltage contact input
	Burn-out	Display UP-Scale	Output (Option)	Contact output	6 contacts, 12 contacts (N.O)
Alarm	Alarm setting	Contact capacity		3 A 250 V AC (3 A 30 V DC)	
	Alarm type				

Terminal wiring diagram

